

Electron cloud at high beam currents*

S. Heifets, Stanford Linear Accelerator Center, Stanford University, Stanford, CA 94309, USA

Abstract

The density and the wake fields of the e-cloud are quite different at low and high beam currents. The wake fields are derived and applied to the upgraded PEP-II B-factory.

1 INTRODUCTION: EXAMPLE

There are plans for upgrading the PEP-II B-factory to higher luminosity [1]. This could be achieved, mostly, by increasing the beam currents up to 10-20 Amp. Table I presents four possible scenarios of upgrading the PEP-II B-factory. Many potential problems hinder with the plans, the most obvious of them are related to the RF and the synchrotron radiation (SR) heat loading. Here I would like to consider only adverse effects of the beam interaction with the electron cloud.

The present wisdom predicts that the density of the cloud is defined by the condition of neutrality

$$\langle n \rangle = \frac{N_b}{\pi s_b b^2}. \quad (1)$$

Therefore, the interaction with the cloud and, particularly, the tune shift

$$\Delta Q_\beta = \frac{2\pi r_e R^2 n_e}{\gamma Q_\beta} \quad (2)$$

grow proportional to the beam current. The variation of the tune along the bunch is of the same order. For the nominal PEP-II parameters, Table I (1st column), $\Delta Q_\beta = 0.052$ and is unacceptably large for higher currents.

I would like to argue that such a prediction might be wrong and the path to the high currents, at least from the point of view of e-cloud effects, is not hopeless.

Table 1: Parameters for upgraded PEP-II LER

Parameter	(I)	(II)	(III)	(IV)
n_b	750	1658	3400	3492
I_{beam}, Amp	1.750	4.0/1.4	10.0	18.0
I_{bunch}/mA	2.33	2.41	2.94	5.15
σ_z	1.1 9	0.8	0.5	0.13
$\alpha, 10^{-3}$	1.23	1.23	2.41	2.41
$\delta_0, 10^{-4}$	7.7	7.7	7.7	7.7
$N_b 10^{-11}$	1.07	1.1	1.35	2.36

* Work supported by Department of Energy contract DE-AC03-76SF00515.

2 RELEVANT PARAMETERS

There are two groups of electrons in the cloud: primary photo-electrons generated by the SR photons and secondary electrons generated by the beam induced multipactoring. Electrons in the first group generated at the beam pipe wall with the radius b interact with the parent bunch and accelerated (by a short bunch) to the velocity $v/c = 2N_b r_e/b$, where r_e is the classical electron radius and N_b is the bunch population. Electrons in the second group, generally, miss the parent bunch and move from the beam pipe wall with the velocity $v/c = \sqrt{2E_0/mc^2}$ until the next bunch arrives. The velocity is defined by the average energy $E_0 \simeq 5$ eV of the secondary electrons and, at high N_b , is smaller than velocity of the first group.

The process of the cloud formation depends, respectively, on two parameters:

$$\kappa = \frac{2N_b r_e s_b}{b^2} \quad (3)$$

$$\zeta = \frac{s_b}{b} \sqrt{\frac{2E_0}{mc^2}} \quad (4)$$

These parameters are the distance (in units of b) passed by electrons of each group before the next bunch arrives.

At low currents, $\kappa \ll 1$, electron interacts with many bunches before it reaches the opposite wall. In the opposite extreme case, $\kappa > 2$, all electrons go wall-to-wall in one bunch spacing.

The transition to the second regime can be expected, therefore, for $\kappa \simeq 1$ where the cloud is quite different than it is at low currents. For $\kappa > 1$ and $\zeta < 1$, secondary electrons are confined within the layer $\zeta < (r/b) < 1$ at the wall and are wiped out of the region $0 < (r/b) < \zeta$ close to the beam by each passing bunch. This makes the range of parameters ($\kappa > 1$ and $2 - \kappa < \zeta < 1$) quite desirable to suppress the adverse effects of the e-cloud on the beam dynamics.

The initial energy of the electron and the space-charge force neglected above do not change substantially this statement. The case of high κ is considered here for the upgrades of the PEP-II B-factory.

To avoid confusion, we note that the energy of electrons hitting the wall $E_w = (mc^2/2)(2N_b r_e/b)^2$ and the energy deposited to the wall increases with current but dependence is only linear instead of quadratic one at low currents.

(It may be worth noting also that at the very large currents, the energy of electrons hitting the wall is so large that secondary electron yield (SEY) Y rolls off and multipactoring at such high currents is always suppressed. This happens at $\kappa > \zeta \sqrt{E/E_0}$, where $E \simeq 2$ keV, $\kappa \simeq 10$. We will not consider that extreme case).

3 DENSITY OF THE E-CLOUD AT HIGH-BEAM CURRENTS

The e-cloud density at low currents is given by the condition of neutrality. It means that the sum averaged in time of the fields of the beam and of the space-charge is zero at the wall.

The condition of neutrality implies that secondary electrons remain in the cloud for a time long enough to affect the secondary electrons generated by the following bunches. In other words, the condition of neutrality and the quasi-steady equilibrium distribution of the e-cloud are justified only for small κ .

It is not the case at the high currents. In this case, all primary photo-electrons disappear just in one pass. The secondary electrons are produced with low energy $E_0 \simeq 5\text{eV}$ and are locked up at the wall. The density of the secondary electrons grows until the space-charge potential of the secondary electrons is lower than E_0 ,

$$U \simeq \pi e^2 b^2 [1 - (1 - \zeta)^2] n_0 \propto E_0. \quad (5)$$

This is a very moderate density $n_0 \simeq 2.8 \cdot 10^6 \text{ cm}^{-3}$.

The radius of the Larmor circles in the arcs may be changed by the kick from a passing bunch provided the bunch is short, $\omega_L \sigma_B / c \ll 1$ where $\omega_L = eH/mc$. Otherwise, there is the adiabatic invariant $L = m\omega_L r^2$ and the energy $E = L\omega$ of the Larmor motion is preserved. It means that electrons in the arcs are accumulated and may define the beam stability at the high bunch currents.

4 SIMULATIONS

Simple simulations were carried out for a round beam pipe $b = 4.5 \text{ cm}$ assuming that particles move only radially. Space charge was included. A bunch and the distance between bunches $s_b = 275 \text{ cm}$ were sliced and interaction with each slice was described as a kick. There was no source of particles except initial fill and multipactoring: particle crossing the wall with a low energy was killed and one with the energy $E > 40 \text{ eV}$ was replaced with $\eta = 1.45$ new electrons randomly distributed over the energy range $5 \pm 2 \text{ eV}$. The four currents considered in simulations correspond to parameters $\zeta = 0.27$ and $\kappa = 0.22, 0.94, 1.54$ and 2.63 , respectively. These cases are noted below as (a), (b), (c), and (d), respectively. Results of the simulations are shown in Figs. 1,2,3.

The results of the simulations are consistent with the qualitative argument given above:

1. The density increases with the current and goes to saturation but, at the highest current, drops to zero. This can be expected when the average density exceeds the lock-up threshold.

2. The snap-shot of the cloud distribution substantially varies in time between bunches at high currents and has only small modulation at low current.

3. Although the average density increases with current, the variation of the density at the beam line in time is substantially different for different beam currents: it is about

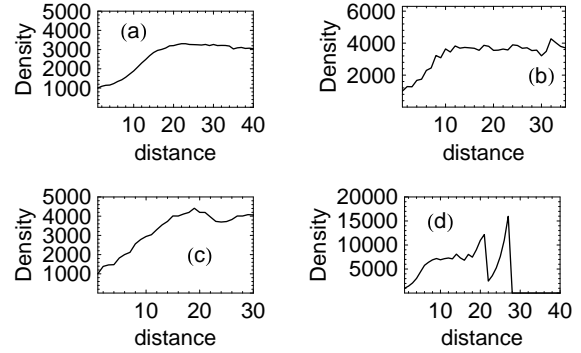


Figure 1: Total number of particles vs time (in units of bunch spacing). $\zeta = 0.27$ and $I_{beam} = 0.5 \text{ A}, 2.15 \text{ A}, 3.5 \text{ A}$ and 6.0 A for (a),(b),(c), and (d), respectively.

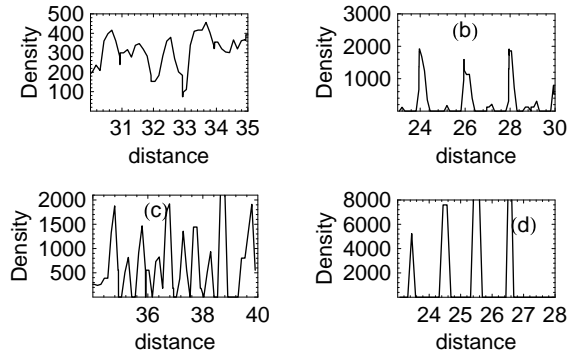


Figure 2: *Density at the beam line for the four beam currents vs time (in units of the passing bunch number). In the case (b), the density goes to zero for each other bunch. In the case (d), all bunches see minimum density.*

a constant in the case (a), it is maximum at the each other bunch in the case (b), and, at the high current, the bunch sees almost zero density cloud as it can be expected for $\kappa > 2$. I think that the situation (b) can explain why luminosity of each other bunch drops in the PEP-II [2].

5 WAKES AND TUNE SHIFTS AT HIGH CURRENTS

The wake field of the electron cloud at low currents is defined by the electrons oscillating in the vicinity ($3-5 \sigma_{\perp}$) of the beam. Such electrons pass the memory of the offset of the previous bunch to the following bunches.

The short range wake for a long bunch can be approximated, see Fig. 4, by the wake of a single mode with frequency $\mu\Omega_0$,

$$W_{eff}(z) = W_{eff} \frac{2n_e}{(1+p)\lambda_b} \left(\frac{\Omega_0}{c}\right) \sin(\mu\xi) e^{-\frac{\mu\xi}{2Q}}. \quad (6)$$

Here, n_e is the cloud density, $\lambda_b = N_b / (\sigma_z \sqrt{2\pi})$ is the bunch linear density, Ω_0 is the linear frequency of the vertical electron oscillations, $(\Omega_0/c)^2 = 2\lambda_b / (\sigma_y(\sigma_x + \sigma_y))$

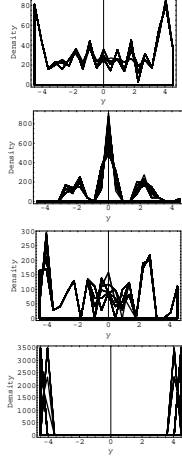


Figure 3: Snap shots of the e-cloud distribution along the beam pipe diameter. Current increases from the top to bottom: 0.5, 2.5, 3.5 and 6 Amp, respectively.

and $\xi = \frac{\Omega_{bunch} z}{c}$. Numeric calculations [3] which take into account the frequency spread of the electrons of the e-cloud, defined parameters $W_{eff} = 1.2$, $\mu = 0.9$, $Q = 5$ which are with good accuracy independent on the rms size of the cloud.

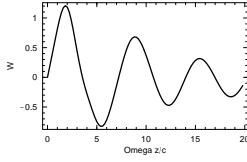


Figure 4: Effective wake $W_{eff}(\xi, 0)$ of the cloud as function of $\xi = \Omega_0 z / c$.

The mechanism of the bunch interaction through the e-cloud is different at high currents and is defined by small azimuthal asymmetry of the distribution of the electrons due to bunch transverse offset.

The bunch with the offset Δx gives the asymmetric kick to the electrons in the cloud generating the dipole harmonics of the density which produces the transverse wake

$$W_{\perp} = \frac{4n_0}{N_b} 2\pi R \kappa \left[\left(\frac{b}{a}\right) - \left(\frac{a}{b}\right)^3 \right]. \quad (7)$$

For the parameters used above, $W_{\perp} = 7.1 \text{ V/pC/cm}$. This is by the two order of magnitude lower than at low beam currents (see below).

Additional wake is generated by the primary photo-electrons which are generated with the offset dependent delay time relative to the parent bunch and get offset dependent kick from the parent bunch. Both effects affect the interaction with the following bunch.

The azimuthal harmonic $m = 2$ of the e-cloud distribu-

tion gives the tune shift

$$\Delta Q_{x,y} = \mp \frac{r_e R^2}{\gamma Q_{x,y} b^2} \left(\frac{dN}{ds} \right) \left[\left(\frac{b}{a} \right)^2 - \left(\frac{a}{b} \right)^2 \right]. \quad (8)$$

Here dN/ds is the linear density of the cloud, and a is the distance to the cloud of the trailing bunch.

For PEP-II train, $dQ/dI_{beam} = 1.4 \cdot 10^{-3}$, at $n_b = 800$, $dN/ds = 6.1 \cdot 10^6 \text{ 1/cm}$ at 1 Amp beam current, mostly due to the primary photo-electrons.

The $m = 1$ harmonic of the density produces the orbit distortion

$$\Delta x = \frac{2r_e}{\gamma b} \left(\frac{dN}{ds} \right) \left(\frac{R}{Q} \right)^2 \left[\left(\frac{b}{a} \right) - \left(\frac{a}{b} \right) \right], \quad (9)$$

what changes the equilibrium energy $\Delta p/p = \Delta x/R$. For the same parameters as above, these effects are very small: $\Delta x = 1.4 \mu\text{m}$, $\Delta p = 12 \text{ eV}$.

6 HEAD-TAIL INSTABILITY

The wake generated by the interaction with the cloud leads to the head-tail instability [4]. A peculiar feature of the e-cloud wake that it depends on I_{bunch} due to the electron frequency dependence. The Satoh-Chin's formalism [5] can be used, in principal, to define the threshold of instability. The stability is defined by the eigen values of a matrix which has to be, as usual, replaced by a matrix of a finite rang. Simulations with a low order matrix show a certain threshold of the head-tail instability. However, the bunch again become stable at higher currents. This reduction of the growth rate may be a result of a large number of electron oscillations per bunch length $\Omega_{bunch} \sigma_l / c \gg 1$ at large N_b . At the present time, it is not clear whether such an explanation is correct until the numeric results are checked with the matrices of higher rang (of the order of $(\Omega_{bunch} \sigma_l / c) 2$).

7 CONCLUSION

The present theory predicts that the e-cloud becomes more dangerous at high currents. The situation might be not hopeless. The condition of neutrality predicting the growth of the e-density with current might be replaced by the lock-up condition independent of current. The distribution of electrons in the cloud changes and, at the high currents, becomes hollow. In particular, the density at the beam line which defines beam stability decreases.

The head-tail instability is stabilized at high currents due to high electron frequencies.

These prediction could be verified with existing codes.

8 REFERENCES

- [1] "Proposed upgrade of the B-factory", Snowmass, 2001.
- [2] F.J. Decker, see this proceedings.
- [3] S. Heifets, "Wake field of the e-cloud", SLAC-PUB-9025, November, 2001.

- [4] K. Ohmi and F. Zimmermann, "Head-Tail Instability Caused by Electron Clouds in Positron Rings," *Phys. Rev. Lett.* **85** 3821 (2000).
- [5] K. Satoh and Y.H. Chin, "Transverse Mode Coupling in a Bunched Beam," *Nucl. Instr. Meth.* **207**, 309 (1983).